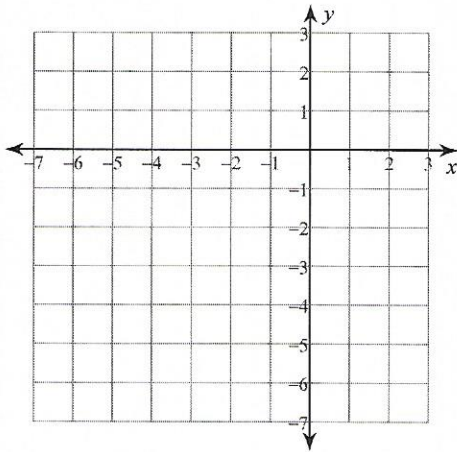


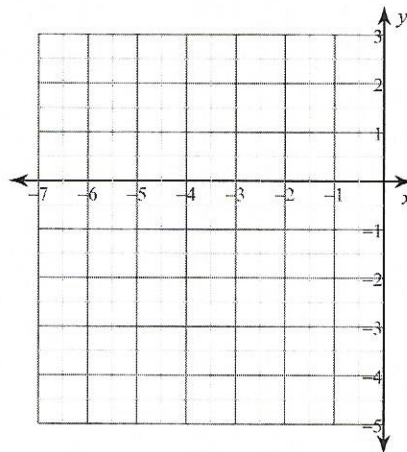
## Quadratic Equ- Domain, Range, Extrema

Sketch the graph of each function. Find the domain, range and max/min.

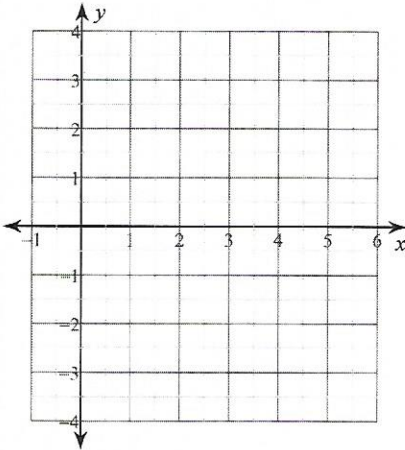
1)  $y = -2x^2 - 12x - 16$



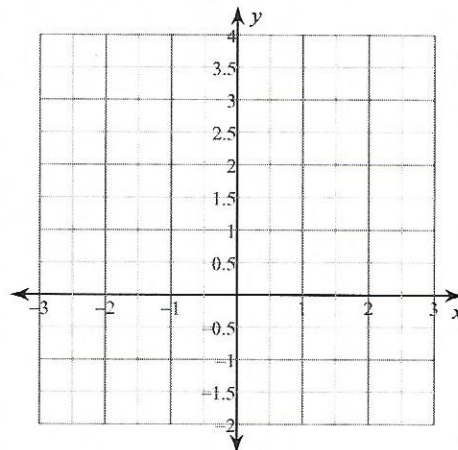
2)  $y = x^2 + 8x + 13$



3)  $y = -x^2 + 8x - 14$



4)  $y = x^2 - 2x$



5)  $y = -x^2 + 6x - 6$

